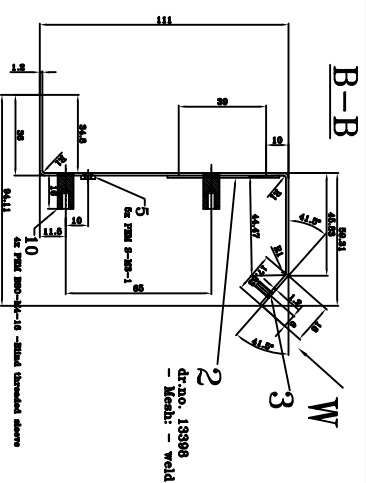
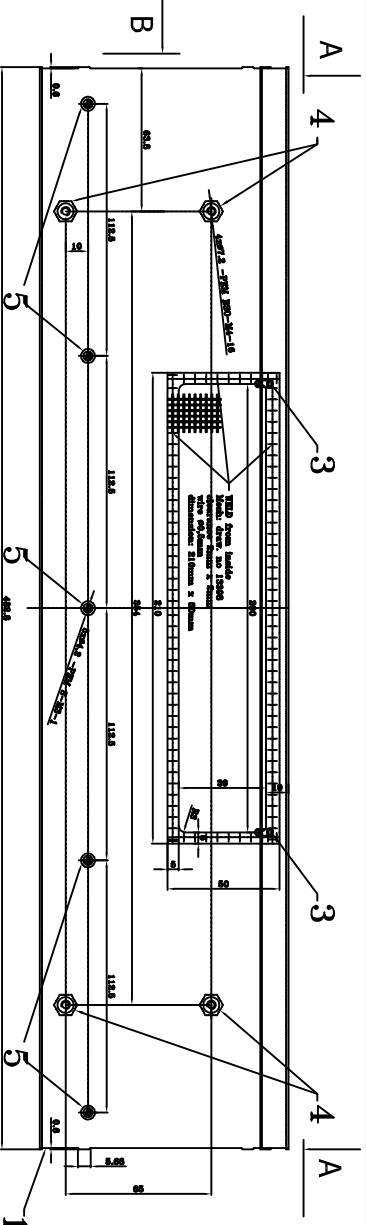
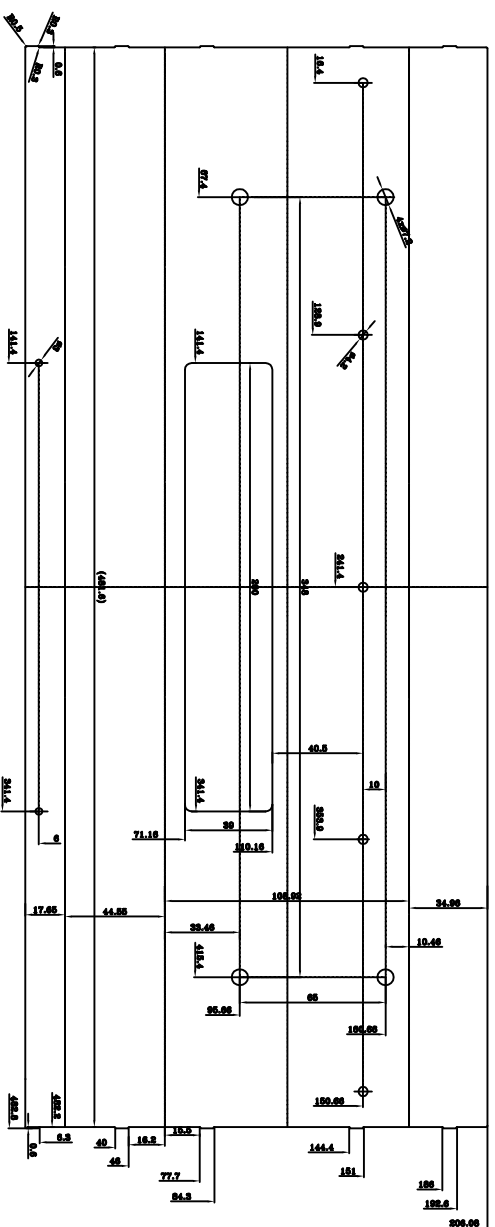
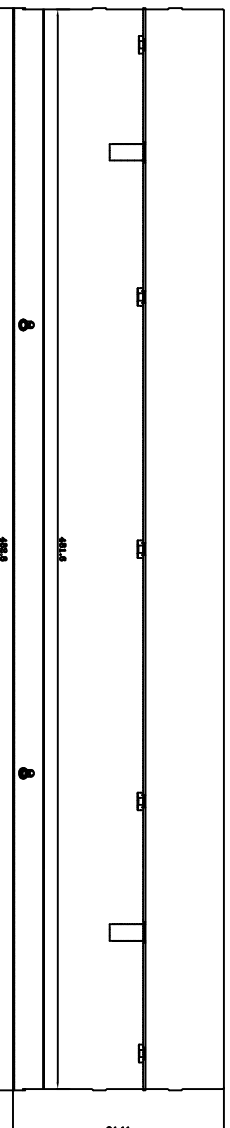
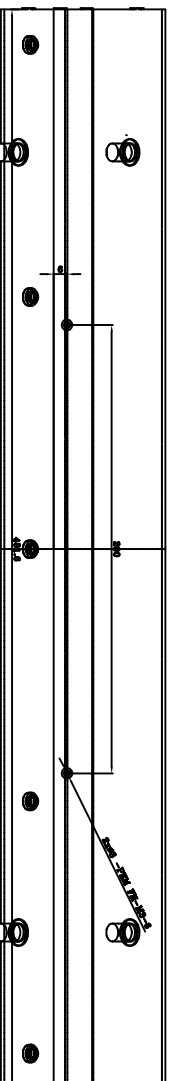


Cutting

A-A

“W”
View



No: 5	post/last	4	Name: PEM -nut	Norm no:	S-M3-1
No: 4	post/last	4	Name: PEM -Blind threaded sleeve	Norm no:	BSO -M4-16
No: 3	post/last	2	Name: PEM -Press-in threaded pin	Norm no:	FM-M3x6
No: 2	post/last	1	Name: Mesh, wire $\phi 0.5$, 2x2mm	Draw. no:	13398
No: 1	post/last	1	Name: Z-plate -bottom housing	Draw. no:	12290prev3
position	item		Name	Drawing no /	standard no

BASE MATERIAL

St-35

Steel sheet # 1.2mm

Blunt the sharp edges.

SCALE: 1:1

Bending with a radius of 1mm

Note: 1 pcs per Assy

DESIGNED	DATE		
DRAWN R.J.	2022.12.09		
CHECKED			
SCALE 1:1	OLD NUMBER		
TITLE	TOLERANCE ISO 2768-1 (f)		
Z-plate bottom housing	NUMBER	REV	
	12290rev.3		